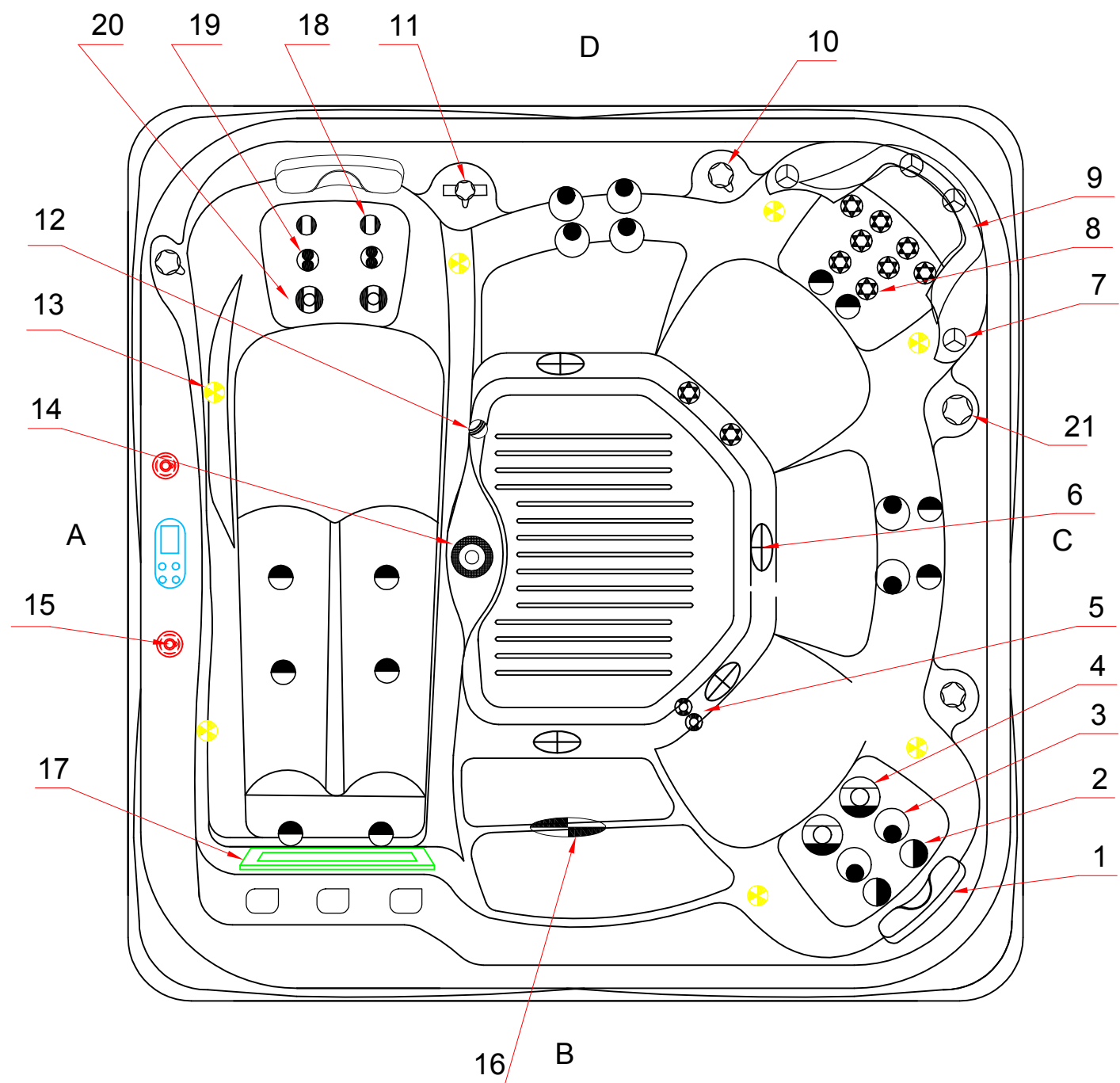























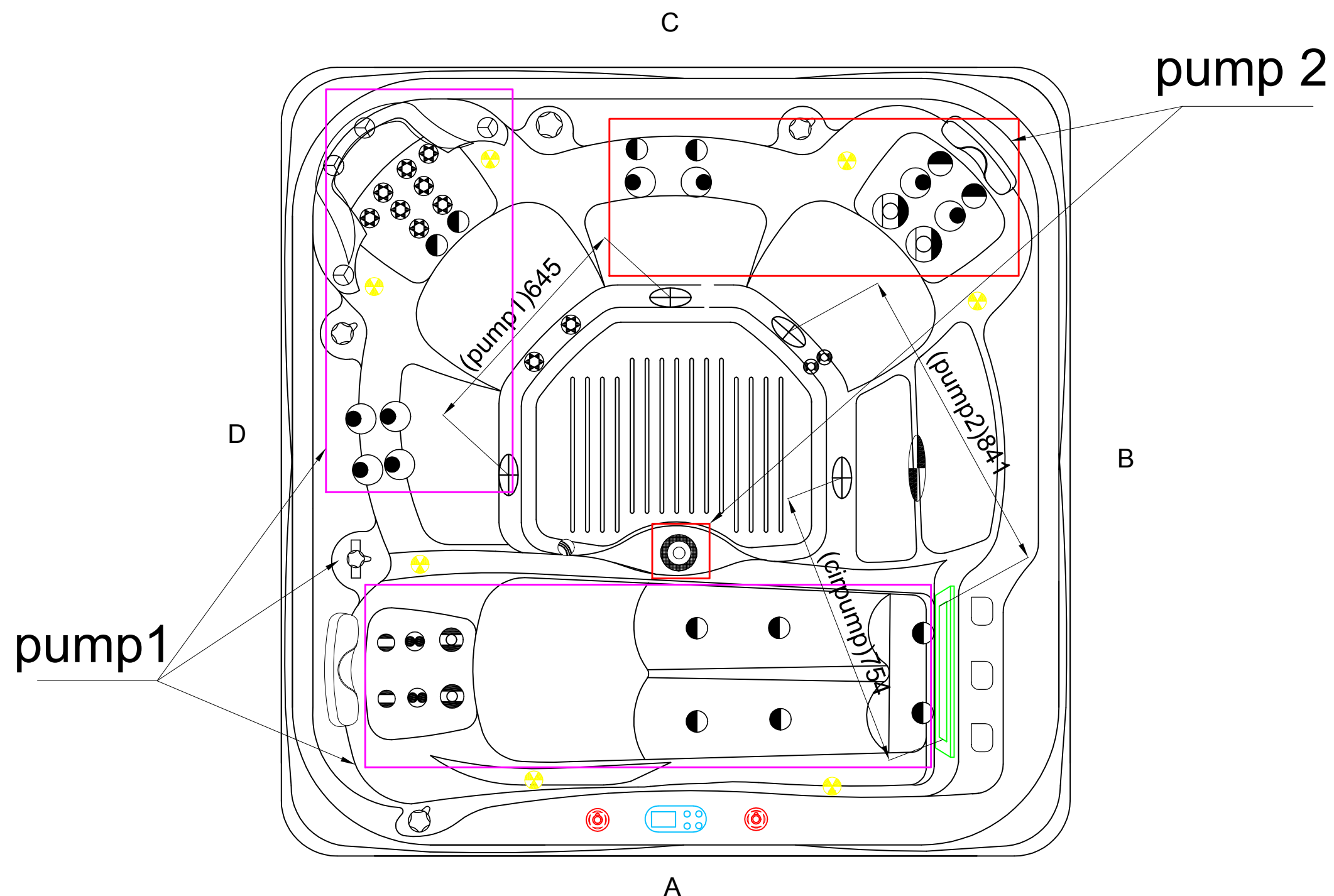
Fitting



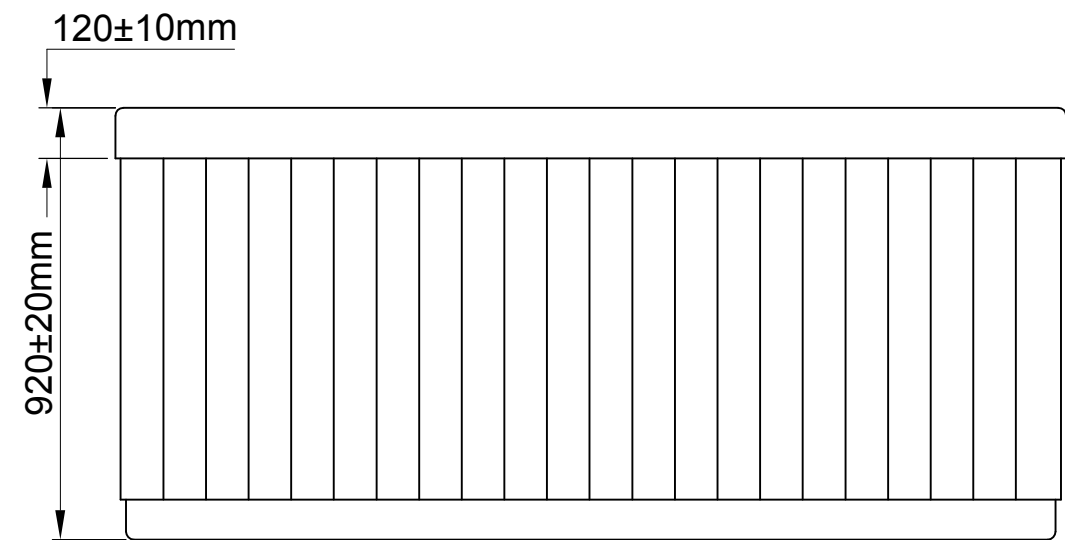
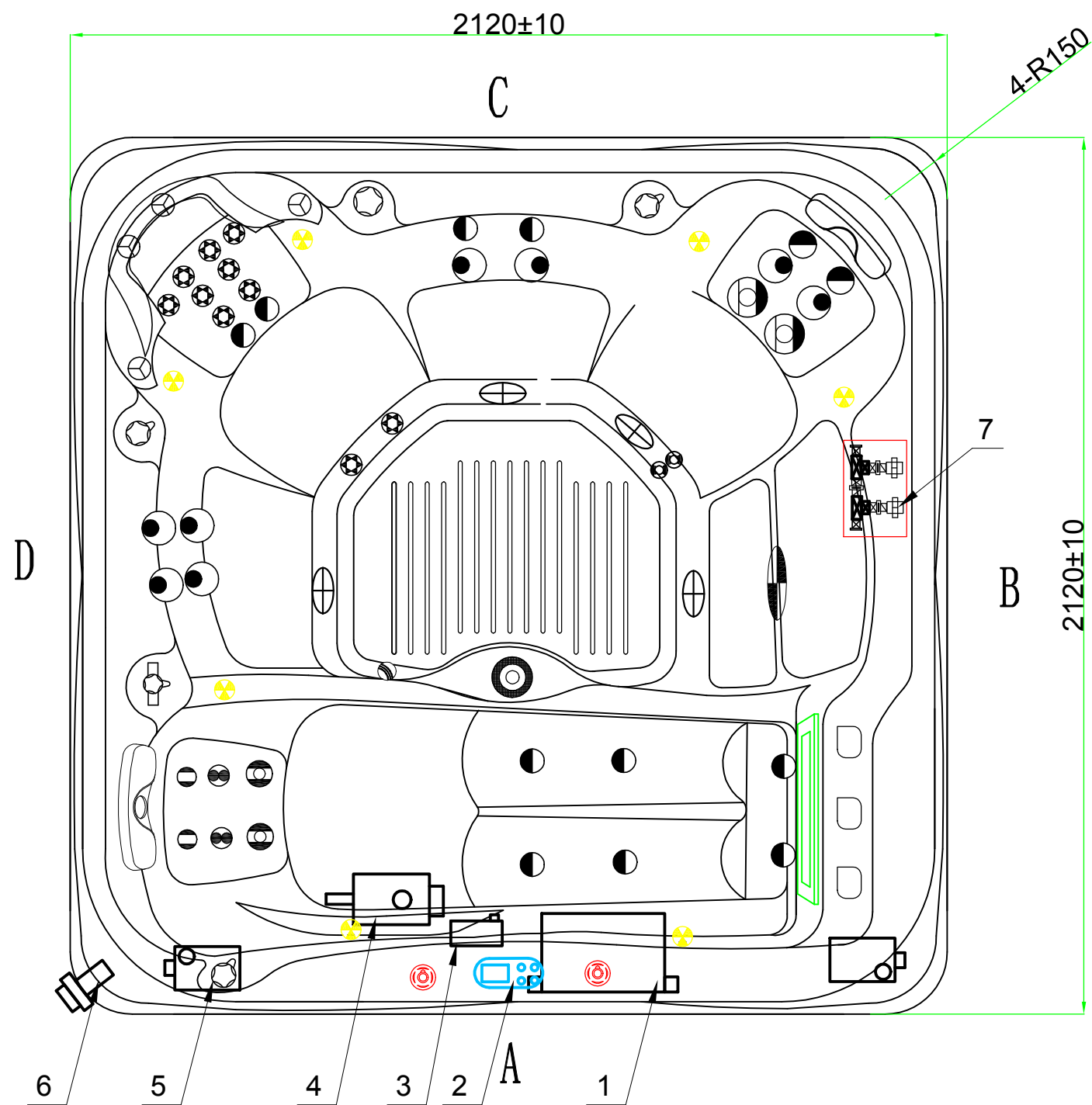
Notes:Due to manufacturing tolerances, there could be some minor differences between the actual spa and the drawing above. If site planning is critical to such tolerances, be sure to measure your actual spa. All specifications are subject to change without notice.Some components may be optional on your spa

					11		2 inch Water Diverter Valve	1	pcs
21		Fountain Valve	1	pcs	10		1 inch Air Controller	3	pcs
20		5 inch Jet Internal-Twin Spin	2	pcs	9		EVA Headrest-U Shape	1	pcs
19		4 inch Jet Internal-Twin Spin	2	pcs	8		2 inch Jet Internal-Directional	10	pcs
18		Large 3 inch Jet Internal-Twin Spin	2	pcs	7		3 inch Jet Internal-Directional	4	pcs
17		Twin Cilinder Skimmer	1	pcs	6		2 inch Suction (Full Set)	4	pcs
16		5 inch Light Housing Without Holder	1	pcs	5		Ozone Injector - Carbon Grey	2	pcs
15		2.5 inch Lifting Fountain	2	pcs	4		5 inch Jet Internal-Single Spin	2	pcs
14		7 inch Foot Massage Jet	1	pcs	3		4 inch Jet Internal-Single Spin	8	pcs
13		2 inch Light Housing	7	pcs	2		Large 3 inch Jet Internal-Single Spin	12	pcs
12		Stainless Steel Low Drain - 3/4 inch Slip	1	pcs	1		Black Butterfly Headrest	2	pcs
NO.	Icon	Description	Qty	Unit	NO.	Icon	Description	Qty	Unit








Therapy Assignment



Notes: Due to manufacturing tolerances, there could be some minor differences between the actual spa and the drawing above. If site planning is critical to such tolerances, be sure to measure your actual spa. All specifications are subject to change without notice. Some components may be optional on your spa.



Notes: Due to manufacturing tolerances, there could be some minor differences between the actual spa and the drawing above. If site planning is critical to such tolerances, be sure to measure your actual spa. All specifications are subject to change without notice. Some components may be optional on your spa

7		Heat Pump Ready Unit (Option)	1	pcs
6		External Drain	1	pcs
5		3HP Single Speed Pump	2	pcs
4		Circulation Pump(WTC50)	1	pcs
3		CD Ozone Generator	1	pcs
2		Control Panel	1	pcs
1		Control Box	1	pcs
NO.	Icon	Description	Qty	Unit
Edition:25/1/2021 BT560.07.0001				